


uCertify

Course Outline

Designing Microsoft Azure Infrastructure Solutions

not found or type unknown



20 May 2024

1. Course Objective
2. Pre-Assessment
3. Exercises, Quizzes, Flashcards & Glossary
Number of Questions
4. Expert Instructor-Led Training
5. ADA Compliant & JAWS Compatible Platform
6. State of the Art Educator Tools
7. Award Winning Learning Platform (LMS)
8. Chapter & Lessons
Syllabus
Chapter 1: Introduction
Chapter 2: Design identity, governance, and monitoring solutions
Chapter 3: Design data storage solutions
Chapter 4: Design business continuity solutions
Chapter 5: Design infrastructure solutions
Videos and How To
9. Practice Test
Here's what you get
Features
10. Live labs
Lab Tasks
Here's what you get
11. Post-Assessment

1. Course Objective

This course Designing Microsoft Azure Infrastructure Solutions provides comprehensive coverage of AZ-305 exam domain objectives, including in-depth explanations and demonstrations of real-world design scenarios. Designed for modern IT professionals, this course focuses on the critical thinking and decision-making acumen needed for success at the Microsoft Certified Expert level. The course comes in handy as AZ-305 study guide with well-descriptive interactive lessons containing knowledge checks, quizzes, flashcards, and glossary terms to get a detailed understanding of Microsoft Azure platform. The performance labs will provide you with hands-on experience of Microsoft Azure.

2. Pre-Assessment

Pre-Assessment lets you identify the areas for improvement before you start your prep. It determines what students know about a topic before it is taught and identifies areas for improvement with question assessment before beginning the course.

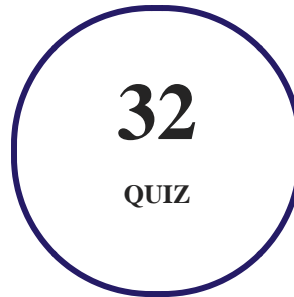
3. Exercises

There is no limit to the number of times learners can attempt these. Exercises come with detailed remediation, which ensures that learners are confident on the topic before proceeding.



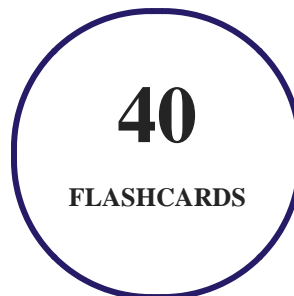
4. Quiz

Quizzes test your knowledge on the topics of the exam when you go through the course material. There is no limit to the number of times you can attempt it.



5. flashcards

Flashcards are effective memory-aiding tools that help you learn complex topics easily. The flashcard will help you in memorizing definitions, terminologies, key concepts, and more. There is no limit to the number of times learners can attempt these. Flashcards help master the key concepts.



6. Glossary of terms

uCertify provides detailed explanations of concepts relevant to the course through Glossary. It contains a list of frequently used terminologies along with its detailed explanation. Glossary defines the key terms.



7. Expert Instructor-Led Training

uCertify uses the content from the finest publishers and only the IT industry's finest instructors. They have a minimum of 15 years real-world experience and are subject matter experts in their fields. Unlike a live class, you can study at your own pace. This creates a personal learning experience and gives you all the benefit of hands-on training with the flexibility of doing it around your schedule 24/7.

8. ADA Compliant & JAWS Compatible Platform

uCertify course and labs are ADA (Americans with Disability Act) compliant. It is now more accessible to students with features such as:

- Change the font, size, and color of the content of the course
- Text-to-speech, reads the text into spoken words
- Interactive videos, how-tos videos come with transcripts and voice-over
- Interactive transcripts, each word is clickable. Students can clip a specific part of the video by clicking on a word or a portion of the text.

JAWS (Job Access with Speech) is a computer screen reader program for Microsoft Windows that reads the screen either with a text-to-speech output or by a Refreshable Braille display. Student can easily navigate uCertify course using JAWS shortcut keys.

9. State of the Art Educator Tools

uCertify knows the importance of instructors and provide tools to help them do their job effectively. Instructors are able to clone and customize course. Do ability grouping. Create sections. Design grade scale and grade formula. Create and schedule assessments. Educators can also move a student from self-paced to mentor-guided to instructor-led mode in three clicks.

10. Award Winning Learning Platform (LMS)

uCertify has developed an award winning, highly interactive yet simple to use platform. The SIIA CODiE Awards is the only peer-reviewed program to showcase business and education technology's finest products and services. Since 1986, thousands of products, services and solutions have been

recognized for achieving excellence. uCertify has won CODiE awards consecutively for last 7 years:

- **2014**

1. Best Postsecondary Learning Solution

- **2015**

1. Best Education Solution
2. Best Virtual Learning Solution
3. Best Student Assessment Solution
4. Best Postsecondary Learning Solution
5. Best Career and Workforce Readiness Solution
6. Best Instructional Solution in Other Curriculum Areas
7. Best Corporate Learning/Workforce Development Solution

- **2016**

1. Best Virtual Learning Solution
2. Best Education Cloud-based Solution
3. Best College and Career Readiness Solution
4. Best Corporate / Workforce Learning Solution
5. Best Postsecondary Learning Content Solution
6. Best Postsecondary LMS or Learning Platform
7. Best Learning Relationship Management Solution

- **2017**

1. Best Overall Education Solution
2. Best Student Assessment Solution
3. Best Corporate/Workforce Learning Solution
4. Best Higher Education LMS or Learning Platform

- **2018**

1. Best Higher Education LMS or Learning Platform

2. Best Instructional Solution in Other Curriculum Areas
3. Best Learning Relationship Management Solution

- **2019**

1. Best Virtual Learning Solution
2. Best Content Authoring Development or Curation Solution
3. Best Higher Education Learning Management Solution (LMS)

- **2020**

1. Best College and Career Readiness Solution
2. Best Cross-Curricular Solution
3. Best Virtual Learning Solution

11. Chapter & Lessons

uCertify brings these textbooks to life. It is full of interactive activities that keeps the learner engaged. uCertify brings all available learning resources for a topic in one place so that the learner can efficiently learn without going to multiple places. Challenge questions are also embedded in the chapters so learners can attempt those while they are learning about that particular topic. This helps them grasp the concepts better because they can go over it again right away which improves learning.

Learners can do Flashcards, Exercises, Quizzes and Labs related to each chapter. At the end of every lesson, uCertify courses guide the learners on the path they should follow.

Syllabus

Chapter 1: Introduction

- Organization of this course
- Preparing for the exam
- Microsoft certifications

- Quick access to online references

Chapter 2: Design identity, governance, and monitoring solutions

- Skill 1.1: Design a solution for logging and monitoring
- Skill 1.2: Design authentication and authorization solutions
- Skill 1.3: Design governance
- Skill 1.4: Design identities and access for applications
- Lesson summary
- Thought experiment

Chapter 3: Design data storage solutions

- Skill 2.1: Design a data storage solution for relational data
- Skill 2.2: Design data integration
- Skill 2.3: Recommend a data storage solution
- Skill 2.4: Design a data storage solution for nonrelational data
- Lesson summary
- Thought experiment

Chapter 4: Design business continuity solutions

- Skill 3.1: Design a solution for backup and disaster recovery
- Skill 3.2: Design for high availability
- Lesson summary
- Thought experiment

Chapter 5: Design infrastructure solutions

- Skill 4.1: Design a compute solution
- Skill 4.2: Design an application architecture
- Skill 4.3: Design migrations
- Skill 4.4: Design network solutions
- Lesson summary
- Thought experiment

12. Practice Test

Here's what you get



Features

Each question comes with detailed remediation explaining not only why an answer option is correct but also why it is incorrect.

Unlimited Practice

Each test can be taken unlimited number of times until the learner feels they are prepared. Learner can review the test and read detailed remediation. Detailed test history is also available.

Each test set comes with learn, test and review modes. In learn mode, learners will attempt a question and will get immediate feedback and complete remediation as they move on to the next question. In test mode, learners can take a timed test simulating the actual exam conditions. In review mode, learners can read through one item at a time without attempting it.

13. Live Labs

The benefits of live-labs are:

- Exam based practical tasks
- Real equipment, absolutely no simulations
- Access to the latest industry technologies
- Available anytime, anywhere on any device
- Break and Reset functionality
- No hardware costs

Lab Tasks

Design identity, governance, and monitoring solutions

- Creating a Storage Account
- Creating an Event Hub
- Creating an Azure Key Vault

Design data storage solutions

- Creating an Elastic Pool
- Creating Azure Databricks
- Creating a Blob Container
- Creating an Azure Storage Table
- Creating an Azure Cosmos DB

Design business continuity solutions

- Configuring Azure Backup

Design infrastructure solutions

- Creating an Azure VM
- Creating an Azure Redis Cache
- Creating and Managing Azure File Shares
- Creating an Azure Virtual Network
- Creating an Azure VPN Gateway
- Creating an Azure Bastion
- Creating an Azure Firewall
- Creating and Configuring an Application Gateway WAF

Here's what you get

17

LIVE LABS

17

VIDEO TUTORIALS

42

MINUTES

14. Post-Assessment

After completion of the uCertify course Post-Assessments are given to students and often used in conjunction with a Pre-Assessment to measure their achievement and the effectiveness of the exam.

GET IN TOUCH:

3187 Independence Drive

3187 Independence Drive
Livermore, CA 94551,
United States



+1-415-763-6300



support@ucertify.com

www